

An autonomous phosphate sensor for remote continuous monitoring

Gillian Duffy¹, Kevin Murphy², Dermot Diamond², Fiona Regan¹

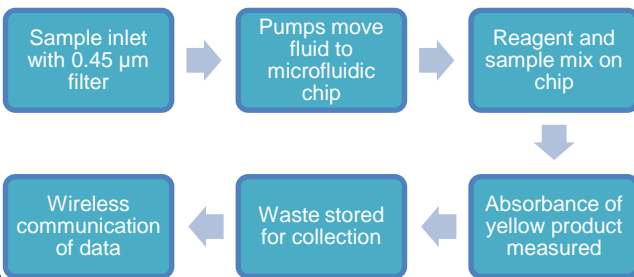
¹ Marine and Environmental Sensing Technology Hub (MESTECH), National Centre for Sensor Research, School of Chemical Sciences, Dublin City University

² INSIGHT Centre for Data Analytics, National Centre for Sensor Research, Dublin City University

Introduction


Phosphorus (P) is a growth limiting nutrient. When P levels increase, excessive growth of algae occurs, leading to hypoxic waters and subsequent death of aquatic animals. The EU Water Framework Directive states that rivers should not exceed phosphate levels of 0.1 mg L⁻¹. An affordable network of phosphate sensors for continuous, real-time monitoring, providing temporal and spatial variations in phosphate levels is essential for the management of water quality. An automated phosphate sensor has been developed in DCU, which will be optimised in order to improve the limit of detection, making it fit for use in rivers.

The phosphate sensor



Electronics and GSM modem in lid


Microfluidic chip on top plate



Pumps mounted on top plate

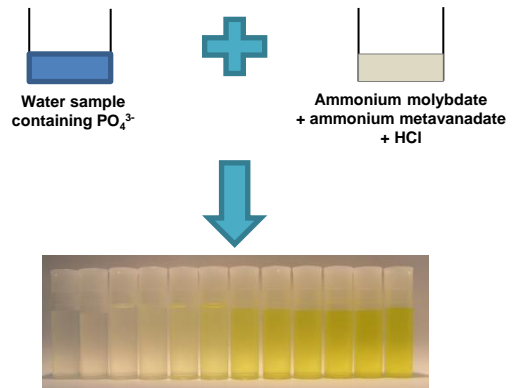
Reagent bottles and battery in base

Microfluidic chip



- Reagent and sample are mixed on-chip.
- Absorbance is measured in the optical cuvette.

Optimised chemistry



Vanadomolybdophosphoric acid

Conclusion

This P sensor utilises the molybdenum yellow method for optical detection of phosphate. The LOD of 0.2 mg L⁻¹ PO₄ limits the applicability of this sensor to waters with higher levels of phosphate such as effluent in waste water treatment plants or waters known to be polluted.

To improve the LOD the microfluidic chip was optimised. The reduction in LOD will allow the sensor to be used in more diverse water environments such as rivers and lakes, with lower concentrations of phosphate.

Acknowledgments

Naughton Graduate Fellowship Program 2013 in collaboration with Prof. Jennifer Tank, University of Notre Dame, USA, DCU Educational Trust and Faculty of Science & Health for funding this project.

This Beaufort Marine Research Award is carried out under the Sea Change Strategy and the Strategy for Science Technology and Innovation (2006-2013), with the support of the Marine Institute, funded under the Marine Research Sub-Programme of the National Development Plan 2007-2013.